


GIB® Trim & Tape Selector










METAL TRIMS AND CONTROL JOINTS

<p>GIB® SLIM ANGLE - STANDARD (P01) External 90 degree perforated corner trim 2.4m-12562 2.7m-12563 3.0m-12564 3.6m-15157</p> 	<p>GIB® SLIM ARCH BEAD (P10) Perforated curvable corner edge trim 2.4m-12565 3.0m-14945</p> 
<p>GIB® SLIM ANGLE - OFF ANGLE (P01A) External 135 degree perforated corner trim 2.4m-12566 2.7m-14972 3.0m-14973</p> 	<p>SHADOWLINE STOPPING BEAD Reveal or Z-trim P50-3.0m-14962</p> 
<p>STOPPING ANGLES L-Trim for stopped end trim P25-10mm-3.0m-14941 P26-13mm-3.0m-14942 P27-16mm-3.0m-14943</p> 	<p>METAL CONTROL JOINT P35 Control Joint - White 3.0m-14964</p> 
<p>STOPPING BEADS End cap bead - stopped P12-10mm-2.4m-14955 3.0m-14957 P13-13mm-2.4m-14958 3.0m-14960</p> 	<p>GIB® PLASTIC SMOOTH CONTROL JOINT PSCJ 30 3.0m-15160</p> 
<p>CASING BEADS End cap bead - unstopped P05-10mm-2.4m-14947 P07-13mm-3.0m-14952</p> 	<p>GIB® PLASTIC W-PROFILE CONTROL JOINT PEXPH 30 3.0m-15629</p> 

PAPER FACED METAL TRIMS

GIB® GOLDLINE®
Excellent for creating a sharp corner finish. These trims are bedded in with jointing compound. They are not mechanically attached to the frame structure and thus less susceptible to cracking due to frame movement. The paper face matches the GIB® plasterboard paper face for a great uniform and robust finish.

<p>EXTERNAL 90 DEGREE CORNER TRIM (G1-W) 2.4m-12589 2.7m-12590 3.0m-12591</p> 	<p>EXTERNAL 135 DEGREE CORNER TRIM (G1-O) 2.4m-12599</p> 
<p>INTERNAL 90 DEGREE CORNER TRIM (G2) 2.4m-12594 2.7m-12595 3.0m-12596</p> 	<p>INTERNAL 135 DEGREE CORNER TRIM (G2-O) 2.4m-12592</p> 
<p>REVEALS (GR) - 3.0M for 10mm board 12602 for 13mm board 12601</p> 	<p>L-TRIMS (G4) - 3.0M for 10mm board 12604 for 13mm board 12598</p> 
<p>BULLNOSE EXTERNAL 90 DEGREE CORNER TRIM (G1-B) 2.4m-12584 3.0m-12586</p> 	

PAPER FACED COMPOSITE TRIMS

Flexible reinforced corner trims, cut to length and suitable for internal and external corners (ie any corner angle between 90 to 270 degrees; for example, angles found at intersections in raking ceilings). Embedded with compound and with a paper finish to match the GIB® plasterboard paper finish. GIB® UltraFlex® has a high impact resistance and thus is ideal for exposed corners such as on nib walls.

<p>GIB® ULTRAFLEX® NO COAT High Impact Flexible Composite Trim 325" - 82mm wide 30m roll-14986 450" - 112mm wide 30m roll-14543</p> 
<p>GIB® LEVELLINE™ Flexible Composite Trim 70mm wide 30m roll-15314</p> 

JOINT TAPES

<p>GIB® PAPER JOINT TAPE 52mm wide 75m roll-12475 150m roll-12474</p> 
<p>GIB ROCTAPE® Reduces drying times, no entrapped air bubbles under tape and doesn't swell/shrink with moisture absorption. Matt Fibreglass Joint Tape 50mm wide 75m roll-15634</p> 

Use the complete GIB® systems and enjoy complete peace of mind with proven solutions for NZ conditions and comprehensive nationwide after-sales service.

For more information call the GIB® Helpline **0800 100 442** or visit **www.gib.co.nz**